



Survey No 2154/2155,
Ahmedabad - Rajkot Highway (NH47) Near Hotel Orizon,
At: Panshina, Taluka: Limbdi, Dist.: Surendranagar,
Gujarat, India-363423



Our story |

Ahmedabad Seamless Tubes LLP is a rapidly growing manufacturer of high-quality seamless tubes and forged fittings. We are committed to provide comprehensive piping and tubing solutions, offering reliable seamless pipes in both standard and custom sizes tailored to our customers' needs, along with industry-leading services.

We manufacture seamless pipes & tubes utilizing diverse steel grades, including carbon steel, alloy steel, and stainless steel. Our product range adheres to ASTM/ASME standard sizes, ranging from 19mm to 114mm, and we're also capable of producing custom sizes as per customer specifications. Our pipes & tubes serve a wide array of applications, including oil and gas, automotive, Hydraulic and pneumatic tubing's, Agro Industry, construction and many more general engineering applications.




Infrastructure |

Our manufacturing facility spans over 2,30,000 square feet campus, with manufacturing space of more than 52000 sq feet and a dedicated space exceeding 3000 square feet for in-house quality inspections. Located along one of Gujarat's fastest-growing trade corridors, our facility is equipped with state-of-the-art machinery, ensuring the production of precision-engineered seamless pipes of the highest quality. From production planning to dispatch, every step of the manufacturing process is executed with the utmost precision.





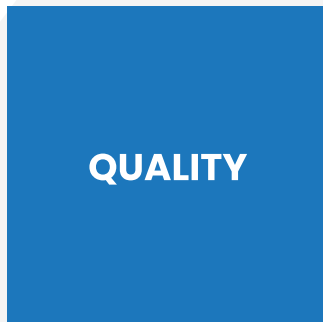
RELIABLE



EXCELLENCE



QUALITY




CRAFTSMANSHIP



| Our Vision |

"Empowering World with High Quality, Reliable and Sustainable Piping Solutions"



| Our Mission |

- Produce top-quality seamless pipes tailored to precise standards.
- Prioritize customer satisfaction and needs.
- Foster a safe, collaborative, and responsible workplace.
- Strive to make a positive impact on society through our operations.

| Our Values |

— Reliability:

Consistently deliver on time, maintain transparency, and build lasting client relationships.

— Quality:

Committed to producing seamless pipes meeting the highest standards for durability and safety

— Innovation:

Continuously explore new techniques to enhance pipe sustainability and tailor to customer needs



Our Presence |




Products |

We offer seamless pipes and tubing as well as forged fittings in various forms to best meet our customer requirement while adhering to industry wide accepted standards as well as custom sizes.

- _____ Hot Finish Seamless Pipes and Tubing's.
- _____ Cold Drawn Seamless Precision Tubing's.
- _____ Pierced Hollow sections.
- _____ Forged fittings and Flanges.

Our products are used in “Various Engineering Applications”



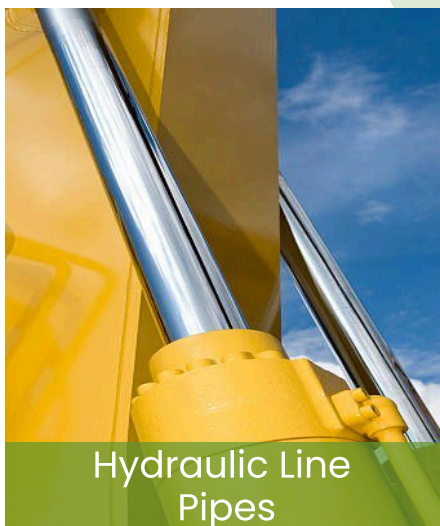
Line Pipe
Products



Automotive
Industry Products



Agro Industry
Products



Hydraulic Line
Pipes



Boiler and Heat
Exchanger Tubes





Specifications and Grades |



Carbon steel

ASTM A/ ASME SA 53 GR A, B

ASTM A/ ASME SA 106 GR A, B, C

ASTM A/ ASME SA 333 & 334 GR 1, 6

API 5L – PSL GR A, B, X42, X46, X52, X56, X60, X65, X70

API 5L – PSL 2 GR B, X42, X46, X53, X56, X60, X65, X7

ASTM A/ ASME SA 179

ASTM A/ ASME SA 192

ASTM A/ ASME SA 210 GR 1, C

BS 3059 PART II GR 360, 440, 620

DIN 2391 ST 35, ST 37, 4, ST 45, ST 52



Alloy Steel

ASTM A/ ASME SA 335 P1, P2, P5, P9, P11, P12, P22, P23, P91, P92

ASTM A/ ASME SA 213 T5, T9, T11, T12, T22, T23, T91, T92

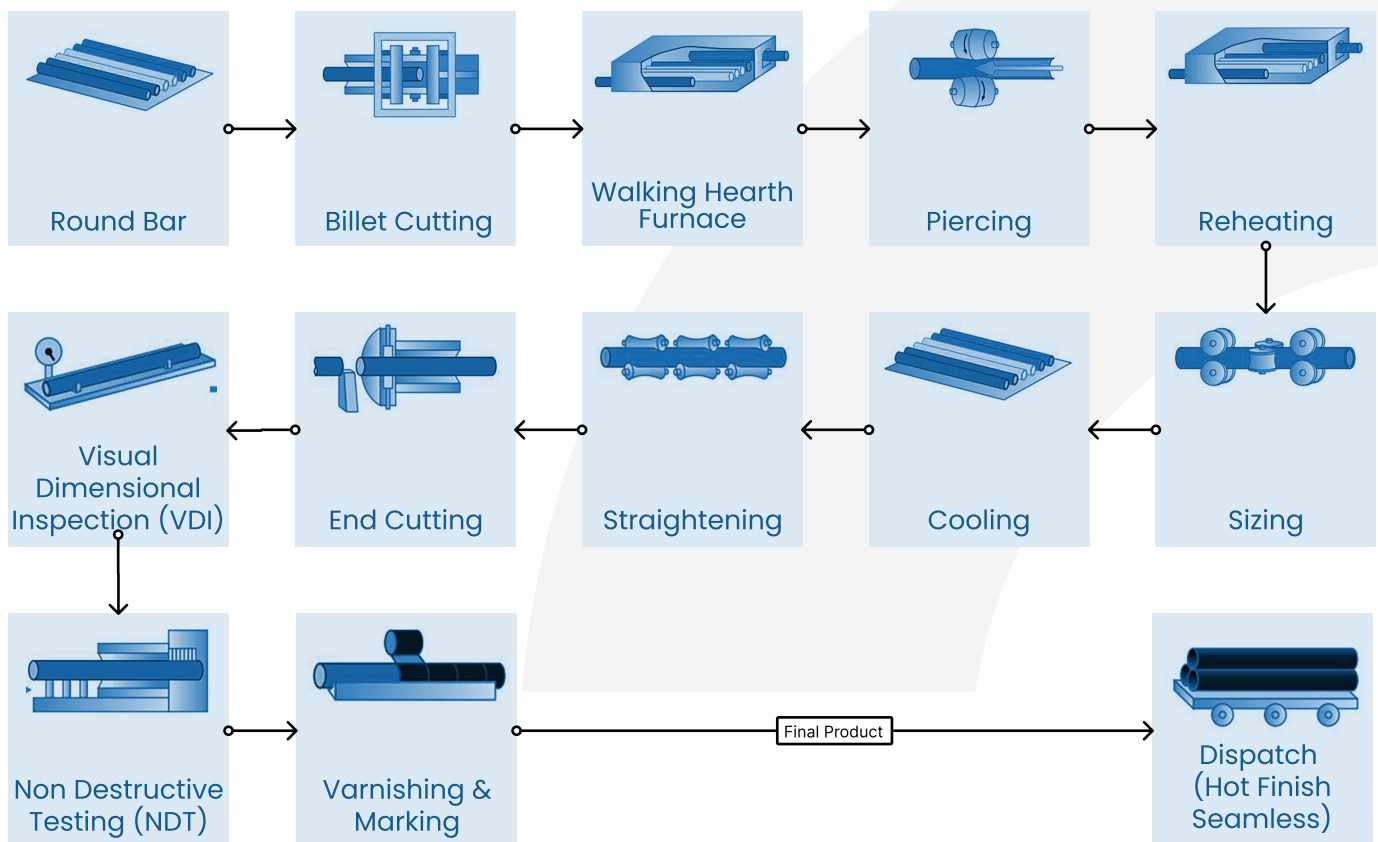
Size Range

- Hot Finish Seamless Tubes : OD 33.4 up to 114 mm in required Thickness.
- Cold Finish Seamless Tubes : OD 19mm up to 90 mm in required Thickness.

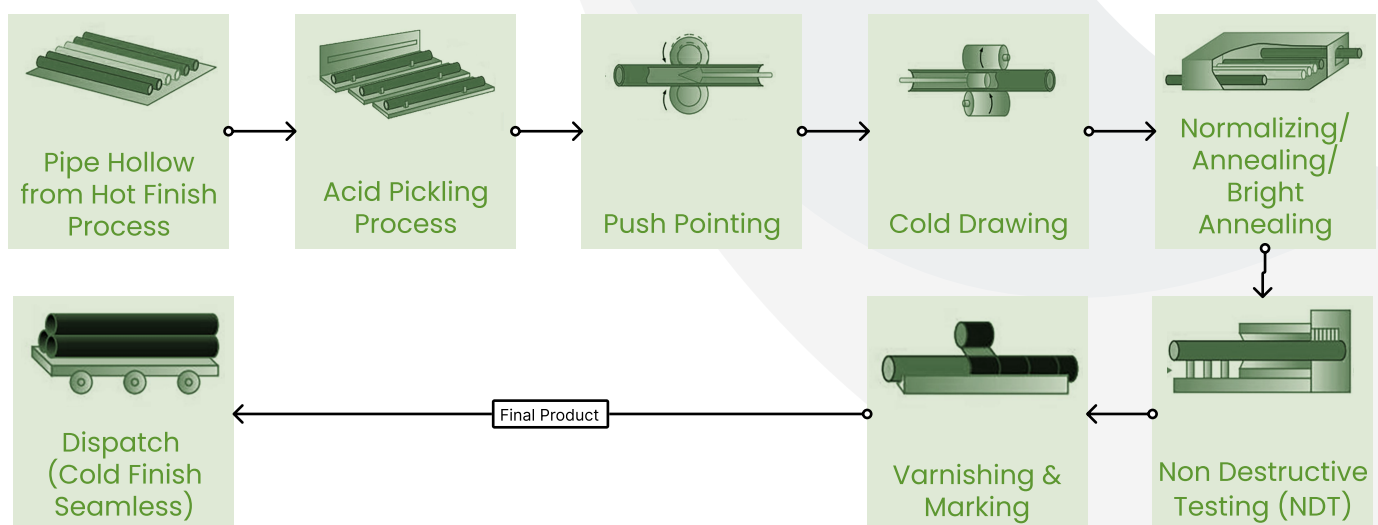


Manufacturing Process |

Hot Finish Seamless Pipe Production



Cold Drawn Seamless Pipe/Tube Production



Quality Process & Certifications |

At Ahmedabad Seamless Tubes LLP, we are devoted to upholding exceptional quality standards. Our products undergo meticulous testing throughout the entire production process, beginning from raw materials and continuing through intermediate and NDT testing on the finished pipes. Our fully equipped testing laboratory includes a Spectrometer, Universal Testing Machine, hardness tester, Hydro testing machine, and flaw detection equipment.



Universal Tensile Machine



Hydrostatic Testing Machine



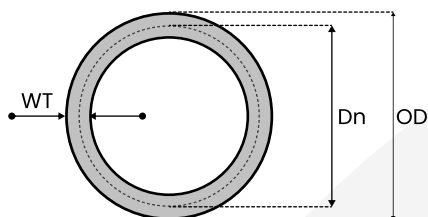
Rockwell Hardness Testing Machine



Spectrometer Machine



ASTM Schedule Sizes and Weights



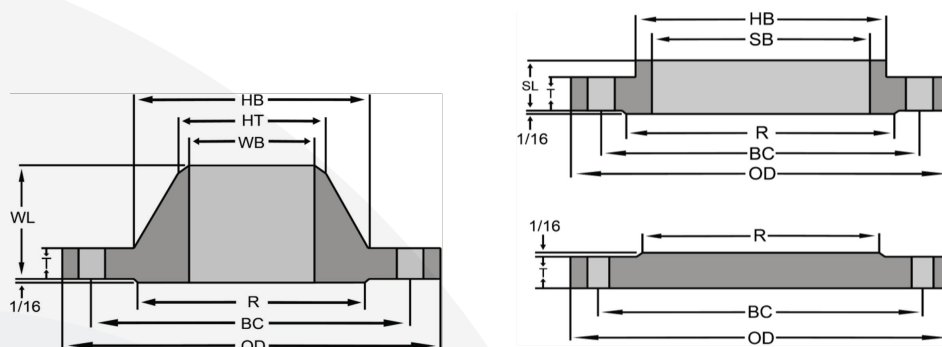
ASTM Schedule Sizes and weights									
Nominal Pipe Size (Dn) mm/inch	Outer Diameter (OD) mm	Schedule Wall Thickness (in mm) (WT)							
		Sch 10	Sch 30	STD	Sch 40	XS	Sch 80	Sch 160	XXS
8	13.70	1.65	1.85	2.24	2.24	3.02	3.02		
1/4		0.490	0.540	0.630	0.630	0.800	0.800		
10	17.10	1.65	1.85	2.31	2.31	3.20	3.20		
3/8		0.630	0.700	0.840	0.840	1.100	1.100		
15	21.30	2.11	2.41	2.77	2.77	3.73	3.73	4.78	7.47
1/2		1.000	1.120	1.270	1.270	1.620	1.620	1.950	2.550
20	26.70	2.11	2.41	2.87	2.87	3.91	3.91	5.56	7.82
3/4		1.280	1.440	1.690	1.690	2.200	2.200	2.900	3.640
25	33.40	2.77	2.9	3.38	3.38	4.55	4.55	6.35	9.09
1		2.090	2.180	2.500	2.500	3.240	3.240	4.240	5.450
32	42.20	2.77	2.97	3.56	3.56	4.85	4.85	6.35	9.70
1 1/4		2.690	2.870	3.390	3.390	4.470	4.470	5.610	7.770
40	48.30	2.77	3.18	3.68	3.68	5.08	5.08	7.14	10.15
1 1/2		3.110	3.530	4.050	4.050	5.410	5.410	7.250	9.560
50	60.30	2.77	3.18	3.91	3.91	5.54	5.54	8.74	11.07
2		3.930	4.480	5.440	5.440	7.480	7.480	11.110	13.440
65	73.00	3.05	4.78	5.16	5.16	7.01	7.01	9.53	14.02
2 1/2		5.260	8.040	8.630	8.630	11.410	11.410	14.920	20.390
80	88.90	3.05	4.78	5.49	5.49	7.62	7.62	11.13	15.24
3		6.460	9.920	11.290	11.290	15.270	15.270	21.350	27.680
90	101.60	3.05	4.78	5.74	5.74	8.08	8.08		
3 1/2		7.410	11.410	13.570	13.570	18.630	18.630		
100	114.30	3.05	4.78	6.02	6.02	8.56	8.56	13.49	17.12
4		8.370	12.910	16.070	16.070	22.320	22.320	33.540	41.030

Note: Weights are specified for Plain End Pipes in Kg/m for reference Actual weight may differ.

Note: Weights for Plain End Pipes are in Kg/m for reference. Actual weight may vary.



ANSI/ASME B16.5 Forged Flanges Standards



ANSI/ASME B16.5 Class 150 Forged Flanges

Nominal Size	Outside Diameter	Min. Thickness	RF Dia.	No. of Bolt Holes	Diameter of Holes	Bolt Circle	SO Bore ID	WN Bore ID	Dia. Hub Base	Dia. Hub Top	SO LTH	WN LTH
	(OD)	(T)	(R)			(BC)	(SB)	(WB)	(HB)	(HT)	(SL)	(WL)
½	3.5	0.38	1.38	4	0.62	2.38	0.88	0.62	1.19	0.84	0.56	1.81
¾	3.88	0.44	1.69	4	0.62	2.75	1.09	0.82	1.5	1.05	0.56	2
1	4.25	0.5	2	4	0.62	3.12	1.36	1.05	1.94	1.32	0.62	2.12
1¼	4.62	0.56	2.5	4	0.62	3.5	1.7	1.38	2.31	1.66	0.75	2.19
1½	5	0.62	2.88	4	0.62	3.88	1.95	1.61	2.56	1.9	0.81	2.38
2	6	0.69	3.62	4	0.75	4.75	2.44	2.07	3.06	2.38	0.94	2.44
2½	7	0.81	4.12	4	0.75	5.5	2.94	2.47	3.56	2.88	1.06	2.69
3	7.5	0.88	5	4	0.75	6	3.57	3.07	4.25	3.5	1.12	2.69
3½	8.5	0.88	5.5	8	0.75	7	4.07	3.55	4.81	4	1.19	2.75
4	9	0.88	6.19	8	0.75	7.5	4.57	4.03	5.31	4.5	1.25	2.94

ANSI/ASME B16.5 Class 300 Forged Flanges

Nominal size	Outside Diameter	Min. Thickness	RF Dia.	No. of Bolt Holes	Diameter of Holes	Bolt Circle	SO Bore ID	WN Bore ID	Dia. Hub Base	Dia. Hub Top	SO LTH	WN LTH
	(OD)	(T)	(R)			(BC)	(SB)	(WB)	(HB)	(HT)	(SL)	(WL)
½	3.75	0.5	1.38	4	0.63	2.62	0.88	0.62	1.5	0.84	0.81	2
¾	4.62	0.56	1.69	4	0.75	3.25	1.09	0.82	1.88	1.05	0.94	2.19
1	4.88	0.62	2	4	0.75	3.5	1.36	1.05	2.12	1.32	1	2.38
1¼	5.25	0.69	2.5	4	0.75	3.88	1.7	1.38	2.5	1.66	1	2.5
1½	6.12	0.75	2.88	4	0.88	4.5	1.95	1.61	2.75	1.9	1.13	2.63
2	6.5	0.81	3.62	8	0.75	5	2.44	2.07	3.31	2.38	1.25	2.69
2½	7.5	0.94	4.12	8	0.88	5.88	2.94	2.47	3.94	2.88	1.44	2.94
3	8.25	1.06	5	8	0.88	6.62	3.57	3.07	4.62	3.5	1.63	3.06
3½	9	1.12	5.5	8	0.88	7.25	4.07	3.55	5.25	4	1.69	3.13
4	10	1.19	6.19	8	0.88	7.88	4.57	4.03	5.75	4.5	1.82	3.32

ANSI/ASME B16.5 Class 600 Forged Flanges

Nominal Size	Outside Diameter	Min. Thickness	RF Dia.	No. of Bolt Holes	Diameter of Holes	Bolt Circle	SO Bore ID	WN Bore ID	Dia. Hub Base	Dia. Hub Top	SO LTH	WN LTH
	(OD)	(T)	(R)			(BC)	(SB)	(WB)	(HB)	(HT)	(SL)	(WL)
½	3.75	0.56	1.38	4	0.63	2.62	0.88	To be Specified by Purchaser	1.5	0.84	0.88	2.06
¾	4.62	0.62	1.69	4	0.75	3.25	1.09		1.88	1.05	1	2.25
1	4.88	0.69	2	4	0.75	3.5	1.36		2.12	1.32	1.06	2.44
1¼	5.25	0.81	2.5	4	0.75	3.88	1.7		2.5	1.66	1.12	2.62
1½	6.12	0.88	2.88	4	0.88	4.5	1.95		2.75	1.9	1.25	2.75
2	6.5	1	3.62	8	0.75	5	2.44		3.31	2.38	1.44	2.88
2½	7.5	1.12	4.12	8	0.88	5.88	2.94		3.94	2.88	1.62	3.12
3	8.25	1.25	5	8	0.88	6.62	3.57		4.62	3.5	1.81	3.25
3½	9	1.38	5.5	8	1	7.25	4.07		5.25	4	1.94	3.38
4	10.75	1.5	6.19	8	1	8.5	4.57		6	4.5	2.12	4


Note: Bolt Hole Diameter is 1/8" larger than Bolt Diameter. All dimensions in inches.



Chemical and Mechanical Properties

Specification	Grade	Chemical Composition															Mechanical Properties				
		C		Mn		P	S	Si		Cr		Mo		Cu	Ni	V	Yield Strength		Tensile Strength		% Elongation (G. L. 50 mm WT 8 mm) e (min)
		Min	Max	Min	Max	Max	Max	Min	Max	Min	Max	Min	Max	Max	Max	Max	PSI	MPa	PSI	MPa	
HYDROCARBON PROCESS INDUSTRY / STRUCTURAL / PRESSURE VESSEL TUBES																					
ASTM A53	A	-	0.25	-	0.95	0.050	0.045	-	-	-	0.40	-	0.15	0.40 for S	0.40	0.08	30000	205	48000	330	e=625000 A02/U09
	B	-	0.30	-	1.20	0.050	0.045	-	-	-	0.40	-	0.15	0.40 for S	0.40	0.08	35000	240	60000	415	
ASTM A106	A	-	0.25	0.27	0.93	0.035	0.035	0.10	-	-	0.40	-	0.15	0.40	0.40	0.08	30000	205	48000	330	35L/25T
	B	-	0.30	0.29	1.06	0.035	0.035	0.10	-	-	0.40	-	0.15	0.40	-	0.08	35000	240	60000	415	30L/16.5T
	C	-	0.35	0.29	1.06	0.035	0.035	0.10	-	-	0.40	-	0.15	0.40	-	0.08	40000	275	70000	485	30L/16.5T
ASTM A333 & A334	1	-	0.30	0.40	1.06	0.025	0.025	-	-	-	-	-	-	-	-	-	30000	205	55000	380	35
	6	-	0.30	0.29	1.06	0.025	0.025	0.10	-	-	-	-	-	-	-	-	35000	240	60000	415	30
Seamless Cold Drawn Precision Steel Tubes for mechanical Applications / Hydraulic / Pneumatic Power Systems																					
EN 10305-1/ EN1035-4	E 235		0.17		1.20	0.025	0.025		0.35							0.02		235		340	25
	E355		0.22		1.60	0.025	0.025		0.55							0.02		355		490	22
EN 10216-1	P195 TR1		0.13		0.70	0.025	0.020		0.35		0.30		0.08	0.30	0.30			195		320	27
	P235 TR1		0.16		1.20	0.025	0.020		0.35		0.30		0.08	0.30	0.30			235		360	25
EN 10216-2	P235 GH		0.16		1.20	0.025	0.020		0.35		0.30		0.08	0.30	0.30	0.02					
DIN 2391	ST 35	-	0.17	0.40	-	0.025	0.025	-	0.35	-	-	-	-	-	-	-	NBK:215 / GBK : -		NBK: 340 / GBK: 315		NBK:470
	ST 45	-	0.21	0.40	-	0.025	0.025	-	0.35	-	-	-	-	-	-	-	NBK:255 / GBK : -		NBK:440 / GBK: 390		NBK:570
	ST 52	-	0.22	-	1.60	0.025	0.025	-	0.55	-	-	-	-	-	-	-	NBK:355 / GBK : -		NBK:490 / GBK:490		NBK:630
ASTM A519	SAE 1010	0.08	0.13	0.30	0.60	0.040	0.050	-	-	-	-	-	-	-	-	-	As per Customer Requirements				
	SAE 1018	0.15	0.20	0.60	0.90	0.040	0.050	-	-	-	-	-	-	-	-	-					
	SAE 1026	0.22	0.28	0.60	0.90	0.040	0.050	-	-	-	-	-	-	-	-	-					
	SAE 1035	0.32	0.38	0.60	0.90	0.040	0.050	-	-	-	-	-	-	-	-	-					
	SAE 1040	0.37	0.44	0.60	0.90	0.040	0.050	-	-	-	-	-	-	-	-	-					
	SAE 1518	0.15	0.21	1.10	1.40	0.040	0.050	-	-	-	-	-	-	-	-	-					
	SAE 1541	0.36	0.44	1.35	1.65	0.040	0.050	-	-	-	-	-	-	-	-	-					
	SAE 4130	0.28	0.33	0.40	0.60	0.040	0.040	0.15	0.35	0.80	1.10	0.15	0.25	-	-	-					
Boiler/ Heat Exchanger/ Superheater & Condenser Tubes																					
ASTM A179	-	0.06	0.18	0.27	0.63	0.035	0.035	-	-	-	-	-	-	-	-	-	26000	180	47000	325	35
ASTM A192		0.06	0.18	0.27	0.63	0.035	0.035	-	0.25	-	-	-	-	-	-	-	26000	180	47000	325	35
ASTM A210	A-1	-	0.27	-	0.93	0.035	0.035	0.10	-	-	-	-	-	-	-	-	37000	255	60000	415	30
	C	-	0.35	0.29	1.06	0.035	0.035	0.10	-	-	-	-	-	-	-	-	40000	275	70000	485	30
ASTM A213	T-11	0.05	0.15	0.30	0.60	0.025	0.025	0.50	1.00	1.00	1.50	0.44	0.65	-	-	-	30000	205	60000	415	30
	T-12	0.05	0.15	0.30	0.61	0.025	0.025	-	0.50	0.80	1.25	0.44	0.65	-	-	-	32000	220	60000	415	30
	T-22	0.05	0.15	0.30	0.60	0.025	0.025	-	0.50	1.90	2.60	0.87	1.13	-	-	-	30000	205	60000	415	30
ASTM A335	P-11	0.05	0.15	0.30	0.60	0.025	0.025	0.50	1.00	1.00	1.50	0.44	0.65	-	-	-	30000	205	60000	415	30
	P-12	0.05	0.15	0.30	0.61	0.025	0.025	-	0.50	0.80	1.25	0.44	0.65	-	-	-	32000	220	60000	415	30
	P-22	0.05	0.15	0.30	0.60	0.025	0.025	-	0.50	1.90	2.60	0.87	1.13	-	-	-	30000	205	60000	415	30
BS 3059 Pt I	320	-	0.16	0.30	0.70	0.040	0.040	0.10	0.35	-	-	-	-	-	-	-	28000	195	46000	320	69500
BS 3059 Pt II	622-490	0.08	0.15	0.40	0.70	0.030	0.030	-	0.50	2.00	2.50	0.9	1.2	-	-	-	40000	275	71000	490	93000
DIN 1629	St -37.0	-	0.17	-	-	0.040	0.040	-	-	-	-	-	-	-	-	-	WT<=16mm = 235 / WT > 16mm = 225		350		-
	St -52	-	0.22	-	-	0.040	0.035	-	-	-	-	-	-	-	-	-	WT<=16mm = 355 / WT > 16mm = 345		-		Long 21 / Trans 19
DIN 17175	St -35.8	-	0.17	0.40	0.80	0.040	0.040	0.10	0.35	-	-	-	-	-	-	-	WT<=16mm = 235 / WT > 16mm = 225		360		480
	St -45.8	-	0.21	0.40	1.20	0.040	0.040	0.10	0.35	-	-	-	-	-	-	-	WT<=16mm = 255 / WT > 16mm = 245		410		530





Registered Office |

Second Floor, "Gayatri Square"
Nr. Saket Hospital, Nana Mava Road,
Rajkot, Gujarat, India-360004

+91-7984446371, 9426530789

ahmedabadseamless@gmail.com

www.astl.co.in

Plant Address |

Survey No 2154/2155,
Ahmedabad - Rajkot Highway (NH47)
Near Hotel Orizon, At: Panshina,
Taluka: Limbdi, Dist.: Surendranagar,
Gujarat, India-363423

